






Name: _____

Writing

HOME LEARNING BOOKLET





I like spring because...

Four sets of primary writing lines, each consisting of a solid top line, a dashed middle line, and a solid bottom line, providing space for a child to write their answer.

Name: _____ Date: _____


Today is: Monday Tuesday Wednesday Thursday
Friday Saturday Sunday

What is your favorite food?

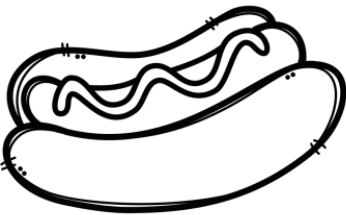
burger



pizza



hotdog



soup



Draw a Picture

My favorite food is

☆ I used capital letters. ☆ I used spaces. ☆ I used punctuation.

Name: _____ Date: _____

Today is: Monday Tuesday Wednesday Thursday
Friday Saturday Sunday

What do you think is the best pet?

cat



dog



bird



rabbit



Draw a Picture

A large, empty rounded rectangle with a black border, intended for a child to draw a picture of their favorite pet.

I think the best pet is a


because

☆ I used capital letters. ☆ I used spaces. ☆ I used punctuation.

Name: _____ Date: _____

Today is: Monday Tuesday Wednesday Thursday
Friday Saturday Sunday

Where do you want to go on a field trip this year?



Draw a Picture

©Teaching Bill Fizz Cend 2016

This year I want to go to the

☆ I used capital letters. ☆ I used spaces. ☆ I used punctuation.

Name: _____ Date: _____

Today is: Monday Tuesday Wednesday Thursday
Friday Saturday Sunday

What is your favorite season?

fall



winter



spring



summer



Draw a Picture

©Teaching Bill Fizz Cend 2016

My favorite season is _____

☆ I used capital letters. ☆ I used spaces. ☆ I used punctuation.

Name: _____ Date: _____

Today is: Monday Tuesday Wednesday Thursday
Friday Saturday Sunday

What can you do to help around the house?

sweep the floor



mop the floor



wash the dishes



fold the laundry



Draw a Picture

©Teaching Bill Fizz Cend 2016


I can help _____

☆ I used capital letters. ☆ I used spaces. ☆ I used punctuation.

Name: _____ Date: _____

Today is: Monday Tuesday Wednesday Thursday
Friday Saturday Sunday

Write about your dad.



My dad is _____

☆ I used capital letters. ☆ I used spaces. ☆ I used punctuation.

Name: _____ Date: _____

Today is: Monday Tuesday Wednesday Thursday
Friday Saturday Sunday

If I go on a safari trip...

giraffe




toucan




lion



elephant



Draw a Picture



©Teaching Bill Fizz Cend 2016

If I go on a safari trip, I

want to see _____

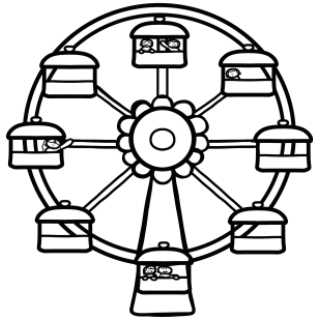
☆ I used capital letters. ☆ I used spaces. ☆ I used punctuation.

Name: _____ Date: _____


Today is: Monday Tuesday Wednesday Thursday
Friday Saturday Sunday

If you could go to any place, where would you go?


carnival



castle



circus



North Pole



Draw a Picture

©Teaching Bill Fizz Cend 2016

If I could go to any place, I

want to go _____


☆ I used capital letters. ☆ I used spaces. ☆ I used punctuation.

Name: _____ Date: _____


Today is: Monday Tuesday Wednesday Thursday
Friday Saturday Sunday

If you could get one animal, what would you get?


rabbit




bird



tiger



penguin



Draw a Picture

©Teaching Bill Fizz Cend 2016

If I could get one animal, I
would get _____


☆ I used capital letters. ☆ I used spaces. ☆ I used punctuation.

Name: _____ Date: _____


Today is: Monday Tuesday Wednesday Thursday
Friday Saturday Sunday

What is your favorite bug?


grasshopper




beetle



caterpillar



ladybug



Draw a Picture

©Teaching Bill Fizz Cend 2016

My favorite bug _____

★ I used capital letters. ★ I used spaces. ★ I used punctuation.

Name : _____

Informational Writing

Observe the picture. Finish the sentences and write what you know about this animal.



This is a _____

_____ has four _____


☐ Capital letter

☐ Spaces


☐ Punctuation

Name : _____

Opinion Writing



or



Would you rather see
a polar bear or a penguin?

I would rather see _____

because _____

☐ Capital letter


☐ Spaces

☐ Punctuation

Name : _____

Narrative Writing

A day with My Dog



Handwriting practice lines consisting of solid top and bottom lines with a dashed middle line. There are four sets of these lines for writing the narrative.

☐ Capital letter




☐ Spaces

☐ Punctuation

Name: _____

Reading


HOME LEARNING BOOKLET



Name _____

Color by Word Family

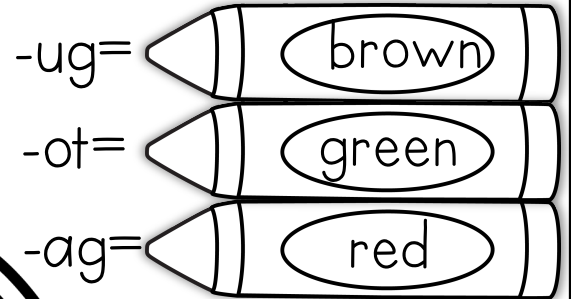
Directions: Use the color code to color the picture.



Name _____

Color by Word Family

Directions: Use the color code to color the picture.




Name: _____

Read and Color

Directions: Read the sentence in each box and color the picture to match the sentence.


I Can
READ

1.




My umbrella is blue and white.

2.




The little frog is green.

3.




The flower is red and yellow.

4.




I see a big, yellow sun.

5.




The bug is red and black.

6.




The butterfly is orange and red.

7.




My caterpillar is orange and brown.

8.



I have a green and purple kite.

9.




Can you see the black and yellow bee?

Name _____

ch Digraph Match!








Directions: Look at the pictures.

Cut, paste and sort the -ch digraph pictures into the correct columns.



ch Words

**NOT
ch Words**



Name _____

sh Digraph Match!








sh

Directions: Look at the pictures.

Cut, paste and sort the -sh digraph pictures into the correct columns.

sh Words

NOT
sh Words



Name _____









th Digraph Match!

Directions: Look at the pictures.

Cut, paste and sort the -th digraph pictures into the correct columns.

th Words

NOT
th Words




3

Name _____

wh Digraph Match!

Directions: Look at the pictures.
Cut, paste and sort the -wh digraph pictures into
the correct columns.











wh Words

NOT
wh Words



© Annie Moffatt @ The Moffatt Girls 2014



Name: _____

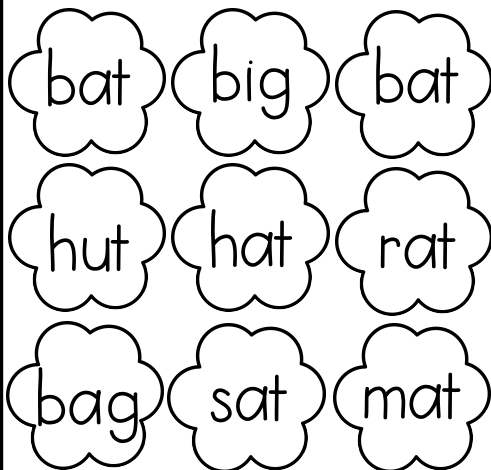


Read and Rhyme

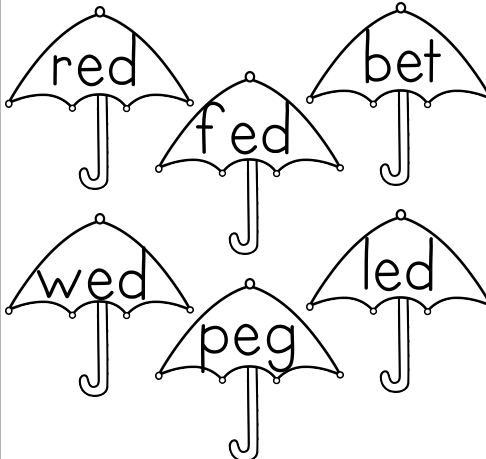
Directions: Read the word in each box and color the rhymes that match the word family.




Word: cat




Word: bed




Word: bit



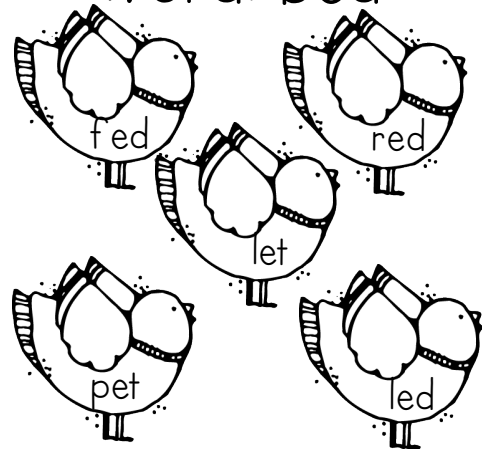
Word: dog



Word: hug




Word: bed




Word: cap



Word: pin




Word: bun



Name _____

Spring Syllables II




Directions: Say the name of each picture. Cut and paste the pictures into the correct row according to the number of syllables.

1


2

3

spider



dragonfly



raindrop




jar




butterfly



mushroom



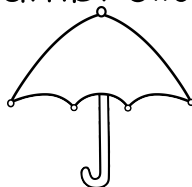
flower




worm



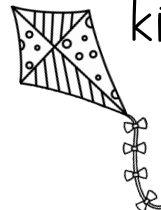
umbrella




sun



kite



ladybug



Name: _____

Rainy Day Word Families!

Directions: Read the word family on each cloud.
Cut and paste the raindrops that match each word family.

-at
Family

--	--

-ed
Family

--	--

-in
Family

--	--

-op
Family

--	--

-ug
Family

--	--

pin

rat

bed

hop

fin

rug

cop

sat

tug

red

Name: _____

Rainy Day L-Blends!

Directions: Read the word family on each cloud.

Cut and paste the raindrops that match each beginning blend.

bl
Blends

--	--

fl
Blends

--	--

cl
Blends

--	--

gl
Blends

--	--

sl
Blends

--	--

blot

flap

clap

glad

slip

black

slap

clip

flag

glass

Name: _____

Real or Silly Bugs

Directions: Say the name on each bug. Sort real words and silly words into the correct jar.

Real Words

Silly Words

© Annie Moffatt @ The Moffatt Girls 2014

bat

kib

dog

zib

fog

zat

wap

wag

baz

gap

dap


lip

Name _____

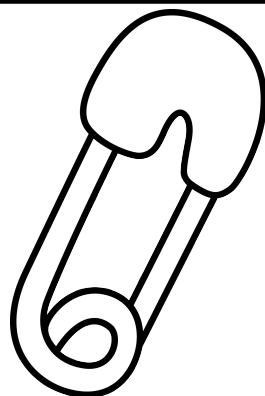
I Can Read Words



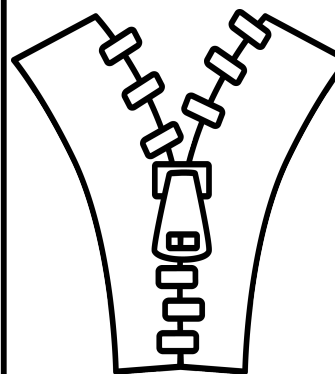
Directions: Say the name for each picture. Circle the word that matches the picture. Write the word on the line. Color the pictures.




big
bag




pin
pan




zap
zip




kid
kit




can
cat




mug
mop



hog
hop



dip
dig



tip
top


Name _____

© Annie Moffatt @ The Moffatt Girls 2014


I Can Write Words!




Directions: Say the name for each picture. Write the sounds that you hear in the boxes. Use the word in the sentence. Read the sentences and color the pictures.



The _____ is brown.




I play with my _____.




--	--	--

The _____ is hot.

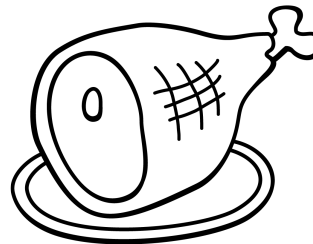


I like _____.



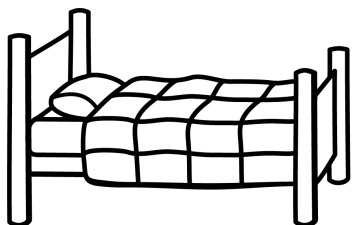
--	--	--

Look at my _____.



--	--	--

I like to eat _____.



--	--	--

My _____ is soft.



--	--	--

The sock is _____.

Name _____

Sentence Building!

Directions: Cut out the words at the bottom of the page. Shuffle the words to make a complete sentence. Paste the words in the boxes and write the sentence on the line. Color the picture.



© Annie Moffatt @ The Moffatt Girls 2014


--	--	--	--	--

--








can	jump	in	We	puddles.
-----	------	----	----	----------

Name _____

Mixed up Sentences



Directions: Cut and paste each set of words to make a sentence.
Write the sentence on the line.



© Annie Moffatt @ The Moffatt Girls 2014

are

The

pretty flowers

so

you

Do

ladybug?


like

the

Name: _____

Simple Sentences

Read and Draw II



Read it:

The pig is pink. He likes to
play in the mud.

Draw it:

Read it:

I have two flowers. My
flowers are blue and red.

Draw it:

Read it:

My dog is big and brown. My
cat is little and orange.

Draw it:

Read it:

I have three wigs. My wigs
are purple, red and blue.

Draw it:

Read it:

Do you like the hot sun?
The sun is big and yellow.

Draw it:

Read it:

I see the cub.
The little cub is brown.

Draw it:

Name _____

© Annie Moffatt @ The Moffatt Girls 2014



Sam the Cat

Simple Stories for BEGINNING Readers

Read it:

Draw it:

I have a cat.
My cat is orange.
My cat is fat.

My cat's name is Sam.
Sam likes to play.
He plays with a red ball.

Sam can not get the rat.
The rat is brown.
The rat is fast.


1. Who is the story about?

2. Why can't Sam get the rat?

3. List two rhyming words from the story.

Name _____

© Annie Moffatt @ The Moffatt Girls 2014



Bugs in a Jar

Simple Stories for BEGINNING Readers

Read it:

Draw it:

I see a jar.
The jar has a lid.
What is in the jar?

A blank rounded rectangular box for drawing, corresponding to the first story segment.

The jar has bugs.
One bug is black and red.
One bug is long and brown.

A blank rounded rectangular box for drawing, corresponding to the second story segment.

I see one more bug.
The bug is yellow and black.
This bug can sting!

A blank rounded rectangular box for drawing, corresponding to the third story segment.

1. How many bugs are in the jar?


2. What kind of bugs do you think are in the jar?

3. What kind of bugs do you like?

Name: _____






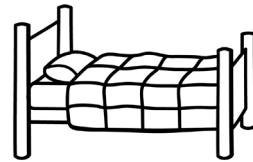

Short or Long Vowels



Sort the pictures by whether they have a short or long vowel sound.


Short Vowel

Long Vowel



-eb

Jeb and Meb



Jeb and Meb are pals.

They play.

Jeb has a web.

They go up, up, up.

They go up the web.

Jeb and Meb go up the web.

1. They ____.

- ☐ can
- ☐ play
- ☐ run

2. Jeb and Meb are ____.

- ☐ pets
- ☐ cats
- ☐ pals


3. They go ____.

- ☐ down
- ☐ away
- ☐ up

4. Who has a web?

-im

Jim and Tim



Look! It's Jim and Tim.

Jim likes to swim.

Tim likes to swim with him.

Tim likes to play ball.

Jim likes to play with him.

Up goes the ball.

It goes to the rim.

Look! It's Jim and Tim!

1. Up goes the ____.

- ☐ bird
- ☐ ball
- ☐ wind

2. Tim likes to play ____.

- ☐ house
- ☐ games
- ☐ ball

3. It goes up to ____.

- ☐ the rim
- ☐ the hill
- ☐ the box

4. Who likes to swim?



-um

Yum! I Like Gum!

Yum! I like gum!

I like to chew gum.

I like to chew gum and hum.

My mum has gum.

She gives me some.

Yum! Yum!

I like to chew gum!



1. I like ____.

- ☐ plums
- ☐ gum
- ☐ buns

2. I like to chew and ____.

- ☐ run
- ☐ play
- ☐ hum

3. She gives me ____.

- ☐ some
- ☐ plums
- ☐ jam

4. Who has gum?

.....



-eck

On the Deck



Look on the deck!

It is a bird.

See the bird peck.

See the bird check for cats.

Peck at the food, bird!

Check for cats!

I like the birds on the deck.

1. Look on the ____.

☐ neck

☐ deck

☐ nest

2. See the bird ____.

☐ peck

☐ sing

☐ fly

3. It checks for ____.

☐ dogs

☐ food

☐ cats

4. What is on the deck?

.....



Name _____

help

Color the word.

help

Trace and write the word.

help

Glue the word.

--	--	--	--

Circle the word.

Thank you for your help.

He will need help.

Can you help me?



h e p l

Name _____

too

Color the word.

too

Trace and write the word.

too

Glue the word.




Circle the word.

I ate too much.

Will you go, too?

Don't work too hard!



o t o

Name _____

has

Color the word.

has

Glue the word.

--	--	--

Trace and write the word.


has

Circle the word.

He has a pencil.

She has a boat.

The dog has a bone.



a s h

Name _____

play

Color the word.

play

Trace and write the word.

play

Glue the word.

--	--	--	--

Circle the word.

I want to play with the dog.

I like to play with toys.

Can I play?



y l a p

Name _____

where

Color the word.

where

Trace and write the word.

where

Glue the word.



where

Circle the word.

Where are you going?

That is where she lives.

Where is she?



w e h e r

Name _____

look

Color the word.

look

Trace and write the word.

look

Glue the word.

--	--	--	--

Circle the word.

Will you help me look?

I will look in my desk.

Where did you look?

© Kaitlynn Albani

k o o k

Name _____

good

Color the word.

good

Trace and write the word.

good

Glue the word.

--	--	--	--

Circle the word.

The cake is good.

You did a good job!

I am a good student.



o o g d

Name _____

who

Color the word.

who

Trace and write the word.

who

Glue the word.




Circle the word.

Who are you?

Who is she?

Go and see who it is.



w o h

Name _____

come

Color the word.

come

Trace and write the word.

come

Glue the word.

--	--	--	--

Circle the word.

Can I come with you?

Will you come over?

Can he come with us?



© Kaitlynn Albani

m e o c

Name _____

does

Color the word.

does

Trace and write the word.

does

Glue the word.


--	--	--	--

Circle the word.

Does he live here?

Does she know?

What does he have?






© Kaitlynn Albani

o d e s

Name: _____

Math

HOME LEARNING BOOKLET



Name : _____

Score : _____

Teacher : _____

Date : _____

Identify the Numbers

1) 0 16 10 17 20 9 18 4 2 12

2) 14 0 15 6 17 8 19 1 12 20

3) 12 0 8 7 13 11 9 5 17 4

4) 4 16 13 15 5 1 8 11 0 20

5) 19 18 7 15 17 2 4 11 8 14

6) 20 1 14 10 7 18 8 17 19 0

7) 3 7 2 11 20 17 8 13 4 14

8) 16 19 7 13 0 9 14 11 5 10

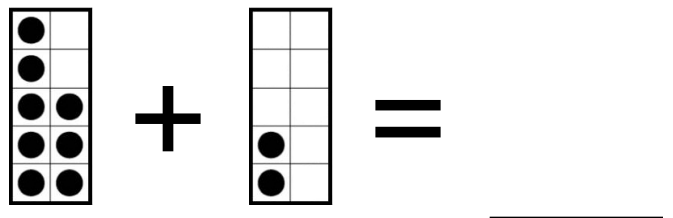
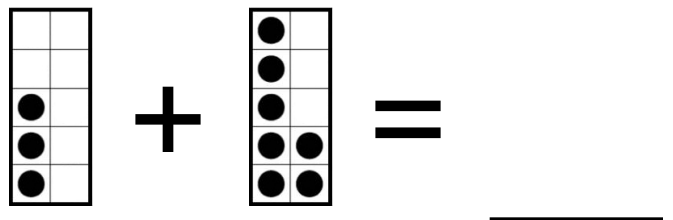
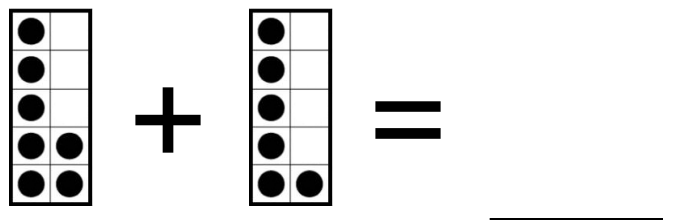
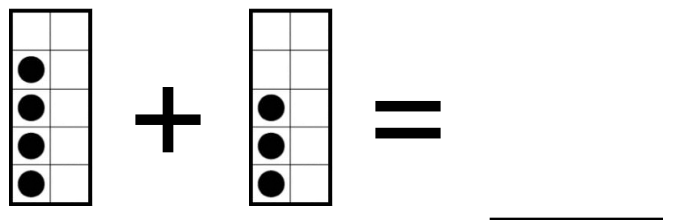
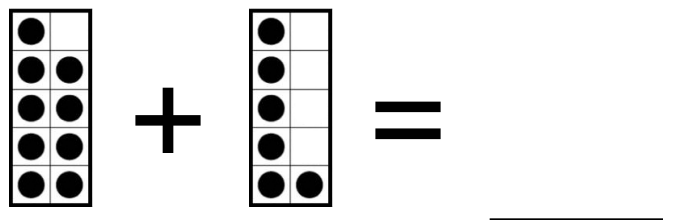
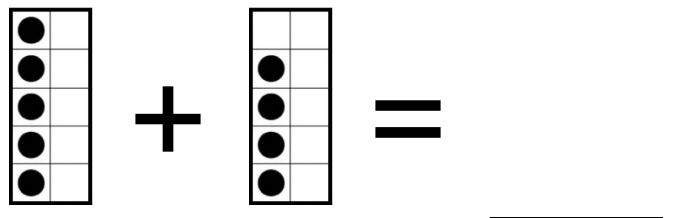
9) 17 14 18 8 2 12 3 13 10 7

10) 14 2 1 4 11 9 7 13 18 15



Score : _____

Date : _____

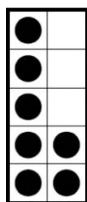


Name : _____

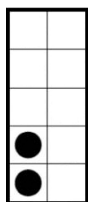
Score : _____

Teacher : _____

Date : _____



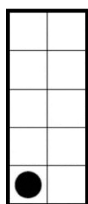
-



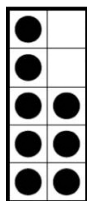
=



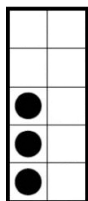
-



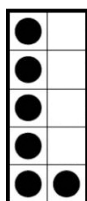
=



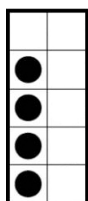
-




=



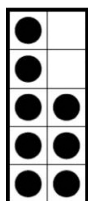
-



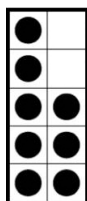
=



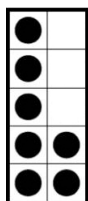
-



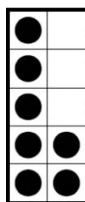
=



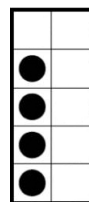
-



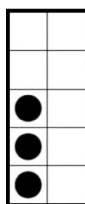
=



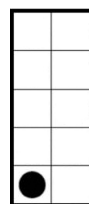
-



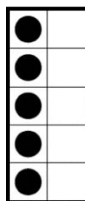
=



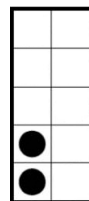
-




=




-




=




-



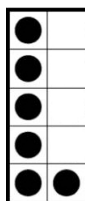
=



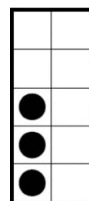
-



=



-



=



Name : _____

Score : _____

Teacher : _____

Date : _____

Draw a Line From the Number to Its Name

12

Eighteen

18

Sixteen

19

Thirteen

17

Twenty

14

Twelve

15

Eleven

16

Ten

20

Seventeen

13

Nineteen

11

Fourteen

10

Fifteen



Name : _____

Score : _____

Teacher : _____

Date : _____

Draw a Line From the Number to Its Name

2

Eight

9

Six

0

Three

5

Zero

4

One

10

Two

8

Seven

7

Nine

1

Ten

6

Four

3

Five



Name : _____

Score : _____

Teacher : _____

Date : _____

Identify the Numbers

1) 6 0 10 7 5 3 8 4 9 2

2) 0 1 3 10 5 9 4 7 8 2

3) 7 9 4 2 5 0 6 10 8 3

4) 9 7 5 0 8 10 3 4 1 2

5) 7 4 9 1 6 2 8 10 0 3

6) 8 0 4 9 5 6 3 2 10 1

7) 3 4 7 10 1 9 5 8 2 6

8) 7 3 6 8 9 10 4 2 5 1

9) 1 5 3 7 6 8 4 10 0 9

10) 3 4 0 6 1 2 8 7 10 5



Name : _____

Score : _____

Teacher : _____

Date : _____

Complete the Number Series

____, 22, ____, 24, ____, ____, ____, 28

____, ____, 30, ____, ____, 33, ____, 35

33, ____, ____, 36, 37, ____, ____, ____

____, 22, ____, 24, ____, 26, ____, ____

____, ____, ____, 26, ____, 28, 29, ____

____, ____, ____, 29, 30, ____, 32, ____

22, ____, ____, ____, ____, 27, 28, ____

27, ____, ____, 30, ____, 32, ____, ____

20, 21, ____, ____, 24, ____, ____, ____

32, 33, ____, 35, ____, ____, ____, ____



Name : _____

Score : _____

Teacher : _____

Date : _____

Complete the Number Series

6 , 7 , 8 , _____ , _____ , _____ , _____ , _____

3 , _____ , _____ , _____ , _____ , 8 , _____ , 10

2 , _____ , _____ , 5 , _____ , _____ , _____ , 9

5 , _____ , _____ , _____ , _____ , 10 , _____ , 12

11 , 12 , _____ , _____ , 15 , _____ , _____ , _____

_____ , 8 , _____ , _____ , 11 , 12 , _____ , _____

12 , _____ , _____ , 15 , _____ , _____ , 18 , _____

_____ , _____ , 2 , 3 , _____ , _____ , _____ , 7

13 , 14 , _____ , _____ , _____ , 18 , _____ , _____






_____ , _____ , _____ , 7 , 8 , _____ , _____ , 11



Name _____

Spring Measurement

Directions: Cut out the bee ruler at the bottom of the page. Measure the height of each spring item to the nearest bee and write the answer.



Name _____

Roll, Add and Color


Directions: Roll 2 dice, add them up and color the picture.




Name: _____

© Annie Moffatt @ The Moffatt Girls 2014

Skip Counting Birds by 2's



Directions: Skip count by 2's and write the missing numbers on each bird from 2 to 50.



Name: _____

© Annie Moffatt @ The Moffatt Girls 2014

Skip Counting Flowers by 5's

Directions: Skip count by 5's and write the missing numbers
on each flower from 5 to 100.




5				
		40		
				75



Name: _____

Directions: Skip count by 10's and write the missing numbers on each bunny from 10 to 100.

Skip Counting Bunnies



Directions: Skip count by 10's again and write the numbers on each line from 10 to 100.

_____	_____	_____	_____	_____
_____	_____	_____	_____	_____
_____	_____	_____	_____	_____
_____	_____	_____	_____	_____
_____	_____	_____	_____	_____
_____	_____	_____	_____	_____

Name: _____

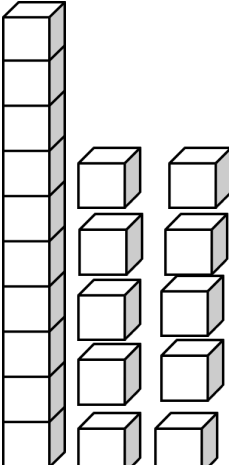

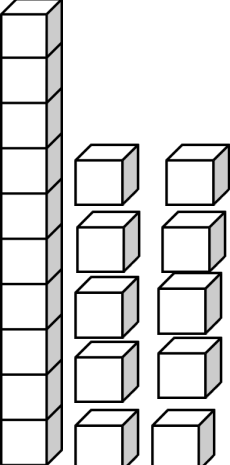

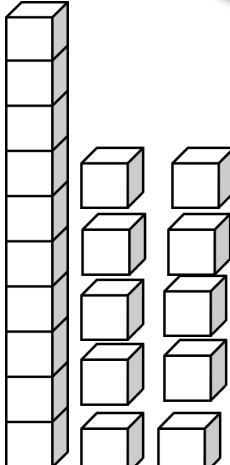

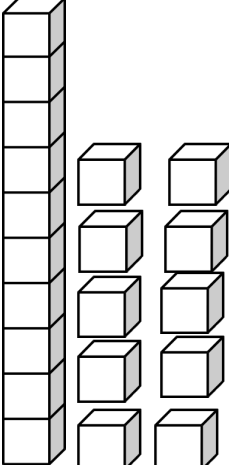

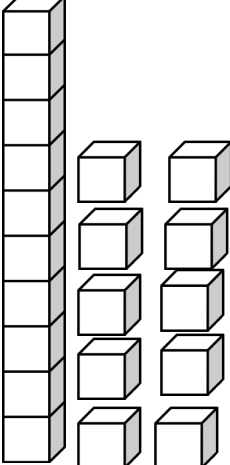

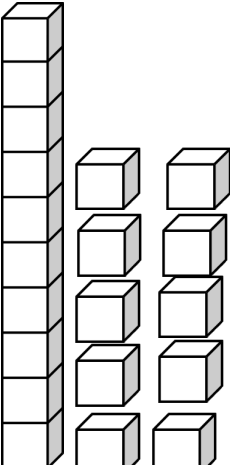

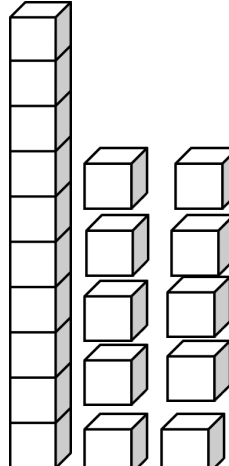

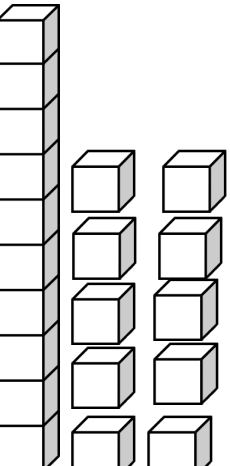

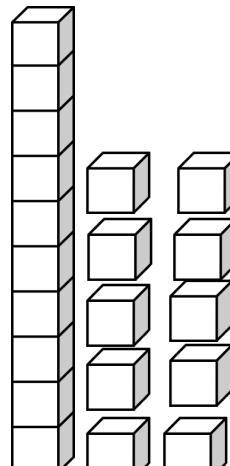

Blooming Base Tens

Count and Color

(Up to 20)




Directions: Read the numbers on each flower. Count and color the base ten blocks to match. Answer the questions for each number.


 <p>_____ tens _____ ones</p> 	 <p>_____ tens _____ ones</p> 	 <p>_____ tens _____ ones</p> 
 <p>_____ tens _____ ones</p> 	 <p>_____ tens _____ ones</p> 	 <p>_____ tens _____ ones</p> 
 <p>_____ tens _____ ones</p> 	 <p>_____ tens _____ ones</p> 	 <p>_____ tens _____ ones</p> 

Name: _____

Directions: Cut out the ducks and use them to help you solve the subtraction problems.



$\begin{array}{r} 8 \\ - 4 \\ \hline \end{array}$	$\begin{array}{r} 6 \\ - 1 \\ \hline \end{array}$	$\begin{array}{r} 9 \\ - 3 \\ \hline \end{array}$	$\begin{array}{r} 8 \\ - 8 \\ \hline \end{array}$
$\begin{array}{r} 10 \\ - 2 \\ \hline \end{array}$	$\begin{array}{r} 7 \\ - 4 \\ \hline \end{array}$	$\begin{array}{r} 5 \\ - 3 \\ \hline \end{array}$	$\begin{array}{r} 6 \\ - 3 \\ \hline \end{array}$
$\begin{array}{r} 4 \\ - 2 \\ \hline \end{array}$	$\begin{array}{r} 5 \\ - 0 \\ \hline \end{array}$	$\begin{array}{r} 10 \\ - 5 \\ \hline \end{array}$	$\begin{array}{r} 8 \\ - 7 \\ \hline \end{array}$



Name: _____


Directions: Cut out
the butterflies and
use them to help
you solve the
addition problems.

Spring Addition

Up to 10



$\begin{array}{r} 7 \\ + 3 \\ \hline \end{array}$	$\begin{array}{r} 6 \\ + 1 \\ \hline \end{array}$	$\begin{array}{r} 8 \\ + 0 \\ \hline \end{array}$	$\begin{array}{r} 3 \\ + 5 \\ \hline \end{array}$
$\begin{array}{r} 5 \\ + 2 \\ \hline \end{array}$	$\begin{array}{r} 4 \\ + 3 \\ \hline \end{array}$	$\begin{array}{r} 7 \\ + 1 \\ \hline \end{array}$	$\begin{array}{r} 5 \\ + 5 \\ \hline \end{array}$
$\begin{array}{r} 3 \\ + 2 \\ \hline \end{array}$	$\begin{array}{r} 9 \\ + 1 \\ \hline \end{array}$	$\begin{array}{r} 4 \\ + 4 \\ \hline \end{array}$	$\begin{array}{r} 6 \\ + 2 \\ \hline \end{array}$













Name: _____

Spring Counting



Directions: Count the ladybugs in each group by 2's.
Cut and paste the numbers from 2-20.

By 2's

© Annie Moffatt @ The Moffatt Girls 2014

8	12	4	16	10
14	2	20	18	6

Name: _____

Spring Counting



Directions: Count the flowers in each group by 5's.
Cut and paste the numbers from 5-50.

By 5's


© Annie Moffatt @ The Moffatt Girls 2014

45	25	40	35	10
50	30	15	5	20

Name _____

Before and After

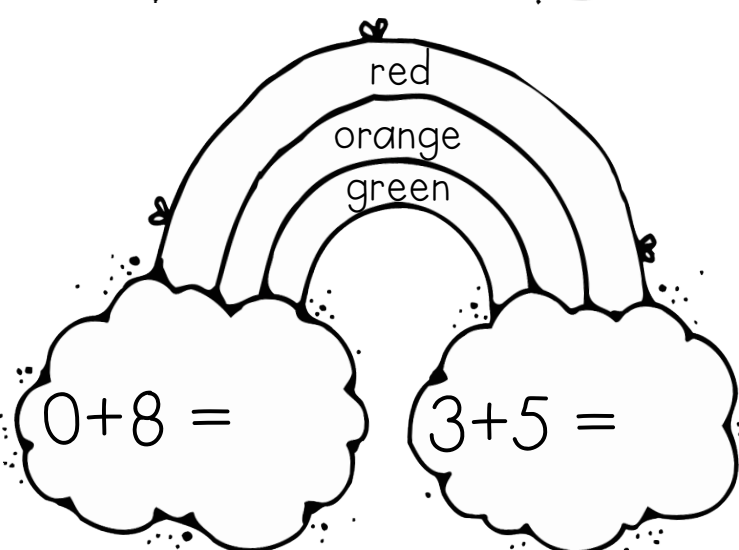
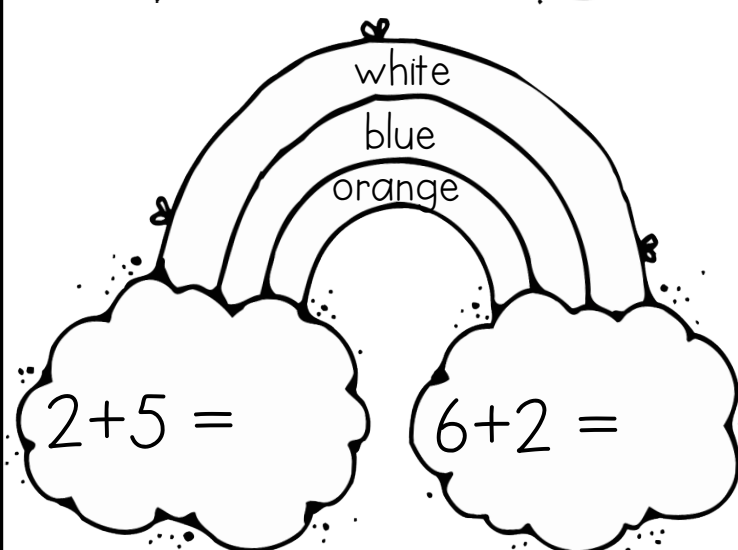
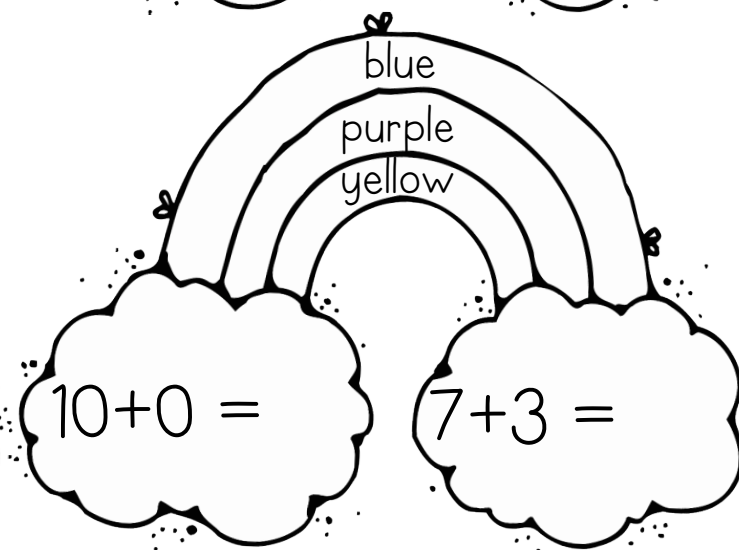
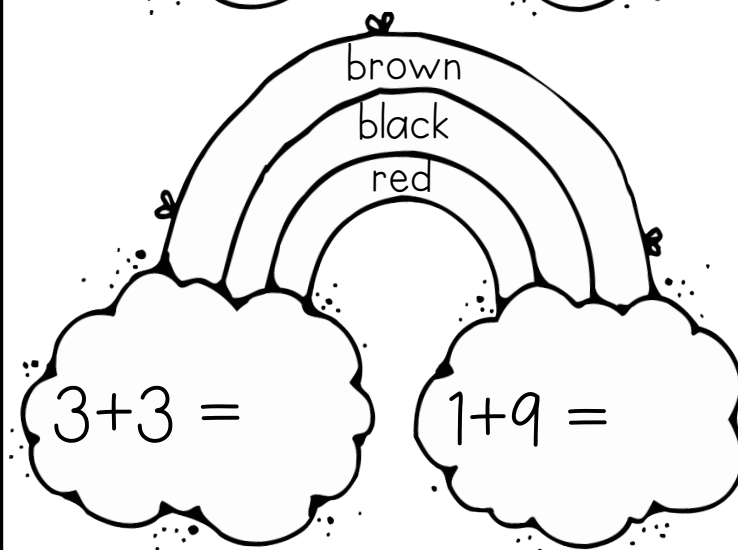
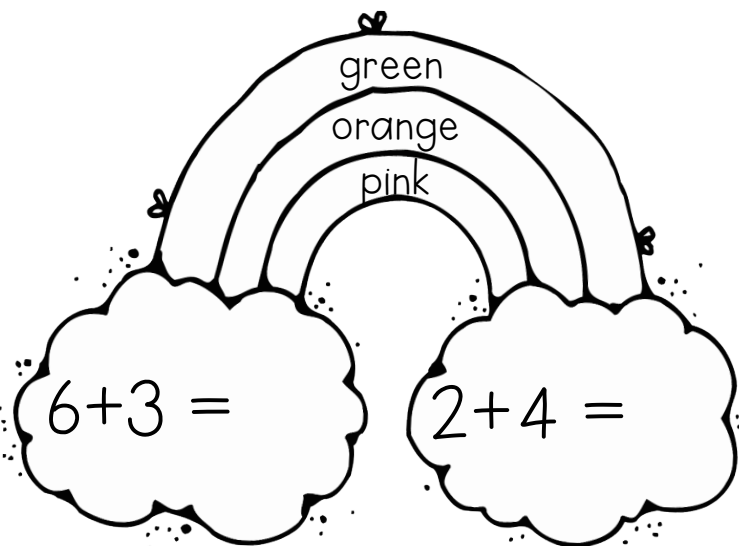
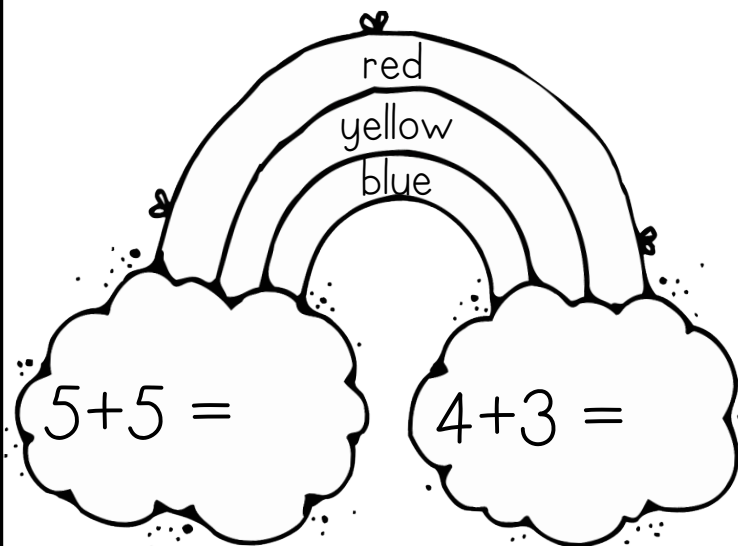
Directions: Look at the number inside each rainbow.
Write the number that comes before and after on each cloud.



Name _____


Colorful Rainbows

Directions: Color each rainbow. Solve the math problems on the clouds.



Name _____

Counting Sticks



Directions: Count the number of sticks in each box.
Cut and paste the matching number next to the sticks.

	<div>Paste Here</div>		<div>Paste Here</div>
	<div>Paste Here</div>		<div>Paste Here</div>
	<div>Paste Here</div>		<div>Paste Here</div>
	<div>Paste Here</div>		<div>Paste Here</div>
	<div>Paste Here</div>		<div>Paste Here</div>

11

12

13

14

15

16


17

18

19

20

Name: _____



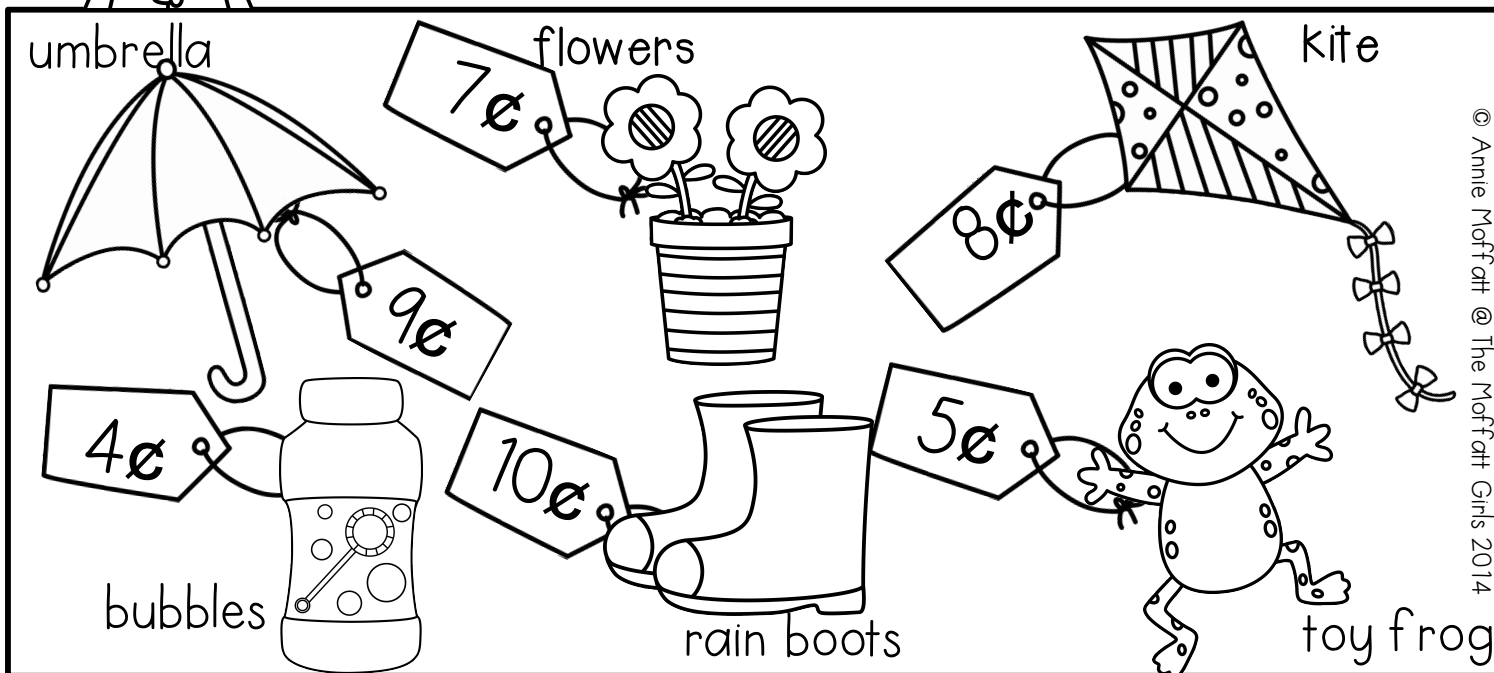
= 5¢



= 1¢

Spring Shopping

Directions: Count the coins and answer the questions.



© Annie Moffatt @ The Moffatt Girls 2014

_____ ¢




Can you buy the kite?

yes

no

_____ ¢



Can you buy the flowers?

yes

no

_____ ¢



Can you buy the boots?

yes

no

_____ ¢



Can you buy the umbrella?

yes

no

_____ ¢



Can you buy the bubbles and frog?

yes



no

Name: _____


Ten Frames


(up to 20)


Directions: Color the ten frames to match each umbrellas.




















Name _____

Ten Frame Match!

Directions: Count the dots on each ten frame.
Cut and paste the number to match the ten frame set.



<table border="1"><tbody><tr><td>●</td><td>●</td><td>●</td><td>●</td><td>●</td></tr><tr><td>●</td><td>●</td><td>●</td><td>●</td><td>●</td></tr></tbody></table> <table border="1"><tbody><tr><td>●</td><td>●</td><td>●</td><td>●</td><td>●</td></tr><tr><td>●</td><td></td><td></td><td></td><td></td></tr></tbody></table> <div>Paste Here</div>	●	●	●	●	●	●	●	●	●	●	●	●	●	●	●	●					<table border="1"><tbody><tr><td>●</td><td>●</td><td>●</td><td>●</td><td>●</td></tr><tr><td>●</td><td>●</td><td>●</td><td>●</td><td>●</td></tr></tbody></table> <table border="1"><tbody><tr><td>●</td><td>●</td><td>●</td><td></td><td></td></tr><tr><td></td><td></td><td></td><td></td><td></td></tr></tbody></table> <div>Paste Here</div>	●	●	●	●	●	●	●	●	●	●	●	●	●							
●	●	●	●	●																																					
●	●	●	●	●																																					
●	●	●	●	●																																					
●																																									
●	●	●	●	●																																					
●	●	●	●	●																																					
●	●	●																																							
<table border="1"><tbody><tr><td>●</td><td>●</td><td>●</td><td>●</td><td>●</td></tr><tr><td>●</td><td>●</td><td>●</td><td>●</td><td>●</td></tr></tbody></table> <table border="1"><tbody><tr><td>●</td><td>●</td><td>●</td><td>●</td><td>●</td></tr><tr><td>●</td><td>●</td><td>●</td><td></td><td></td></tr></tbody></table> <div>Paste Here</div>	●	●	●	●	●	●	●	●	●	●	●	●	●	●	●	●	●	●			<table border="1"><tbody><tr><td>●</td><td>●</td><td>●</td><td>●</td><td>●</td></tr><tr><td>●</td><td>●</td><td>●</td><td>●</td><td>●</td></tr></tbody></table> <table border="1"><tbody><tr><td>●</td><td>●</td><td>●</td><td>●</td><td>●</td></tr><tr><td></td><td></td><td></td><td></td><td></td></tr></tbody></table> <div>Paste Here</div>	●	●	●	●	●	●	●	●	●	●	●	●	●	●	●					
●	●	●	●	●																																					
●	●	●	●	●																																					
●	●	●	●	●																																					
●	●	●																																							
●	●	●	●	●																																					
●	●	●	●	●																																					
●	●	●	●	●																																					
<table border="1"><tbody><tr><td>●</td><td>●</td><td>●</td><td>●</td><td>●</td></tr><tr><td>●</td><td>●</td><td>●</td><td>●</td><td>●</td></tr></tbody></table> <table border="1"><tbody><tr><td>●</td><td>●</td><td>●</td><td>●</td><td>●</td></tr><tr><td>●</td><td>●</td><td>●</td><td>●</td><td>●</td></tr></tbody></table> <div>Paste Here</div>	●	●	●	●	●	●	●	●	●	●	●	●	●	●	●	●	●	●	●	●	<table border="1"><tbody><tr><td>●</td><td>●</td><td>●</td><td>●</td><td>●</td></tr><tr><td>●</td><td>●</td><td>●</td><td>●</td><td>●</td></tr></tbody></table> <table border="1"><tbody><tr><td>●</td><td>●</td><td>●</td><td>●</td><td></td></tr><tr><td></td><td></td><td></td><td></td><td></td></tr></tbody></table> <div>Paste Here</div>	●	●	●	●	●	●	●	●	●	●	●	●	●	●						
●	●	●	●	●																																					
●	●	●	●	●																																					
●	●	●	●	●																																					
●	●	●	●	●																																					
●	●	●	●	●																																					
●	●	●	●	●																																					
●	●	●	●																																						
<table border="1"><tbody><tr><td>●</td><td>●</td><td>●</td><td>●</td><td>●</td></tr><tr><td>●</td><td>●</td><td>●</td><td>●</td><td>●</td></tr></tbody></table> <table border="1"><tbody><tr><td>●</td><td>●</td><td>●</td><td>●</td><td>●</td></tr><tr><td>●</td><td>●</td><td></td><td></td><td></td></tr></tbody></table> <div>Paste Here</div>	●	●	●	●	●	●	●	●	●	●	●	●	●	●	●	●	●				<table border="1"><tbody><tr><td>●</td><td>●</td><td>●</td><td>●</td><td>●</td></tr><tr><td>●</td><td>●</td><td>●</td><td>●</td><td>●</td></tr></tbody></table> <table border="1"><tbody><tr><td>●</td><td>●</td><td>●</td><td>●</td><td>●</td></tr><tr><td>●</td><td>●</td><td>●</td><td>●</td><td></td></tr></tbody></table> <div>Paste Here</div>	●	●	●	●	●	●	●	●	●	●	●	●	●	●	●	●	●	●	●	
●	●	●	●	●																																					
●	●	●	●	●																																					
●	●	●	●	●																																					
●	●																																								
●	●	●	●	●																																					
●	●	●	●	●																																					
●	●	●	●	●																																					
●	●	●	●																																						

13

14

15

16

17

18

19

20

Name: _____

Domino FUN!

Directions: Look at each number sentence. Write the given number in the box. Cut and paste the domino that completes the number sentence to make 10.

4	Paste Here
---	------------

$4 + \underline{\quad} = 10$

	Paste Here
--	------------

$8 + \underline{\quad} = 10$

	Paste Here
--	------------

$9 + \underline{\quad} = 10$

	Paste Here
--	------------

$7 + \underline{\quad} = 10$

Paste Here	
------------	--

$\underline{\quad} + 8 = 10$

Paste Here	
------------	--








$\underline{\quad} + 6 = 10$

Paste Here	
------------	--

$\underline{\quad} + 5 = 10$


Paste Here	
------------	--

$\underline{\quad} + 6 = 10$

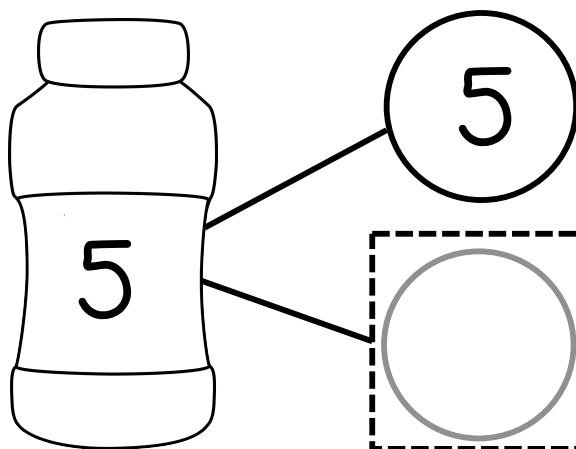
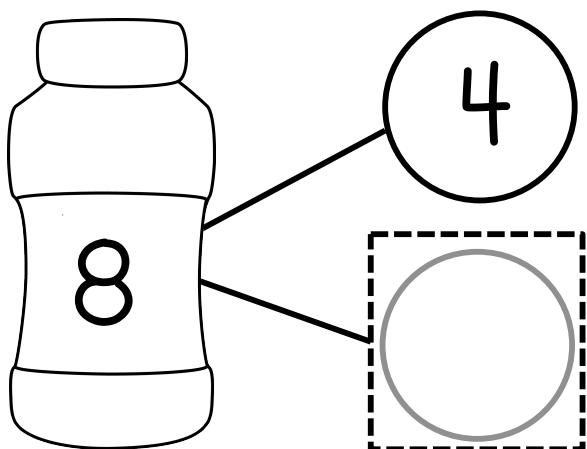
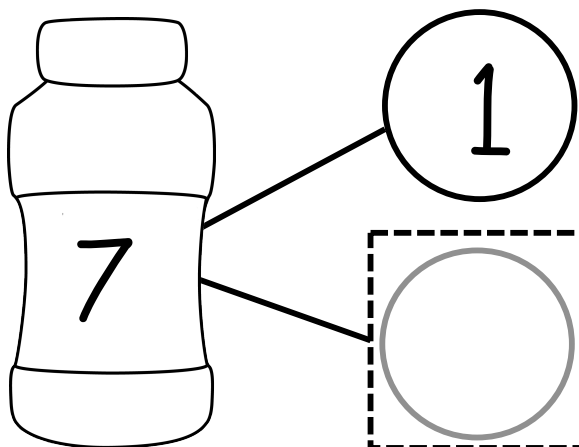
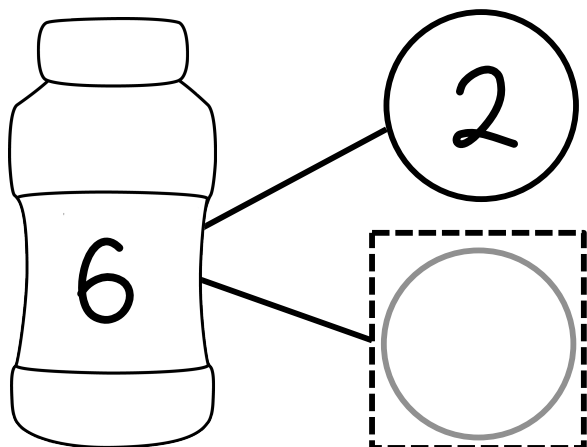
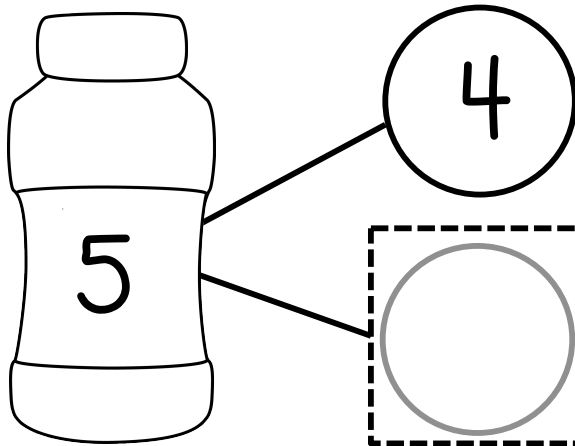
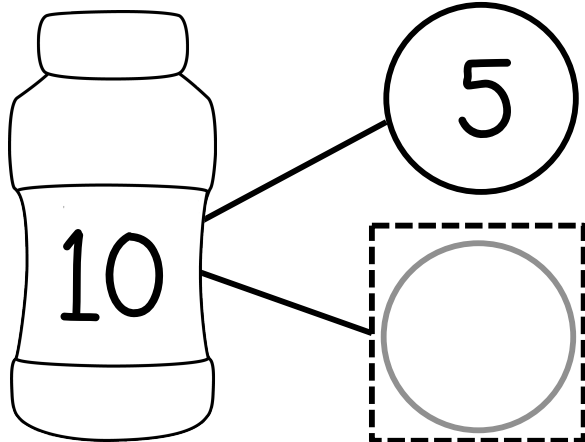


Name _____

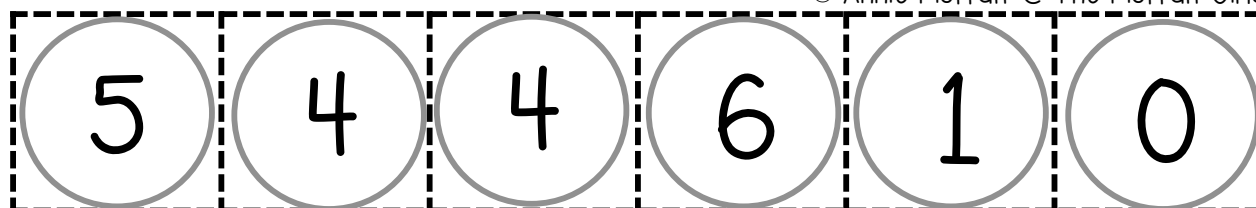
Bubble Bonds



Directions: Cut and paste the bubbles to make each number bond true.



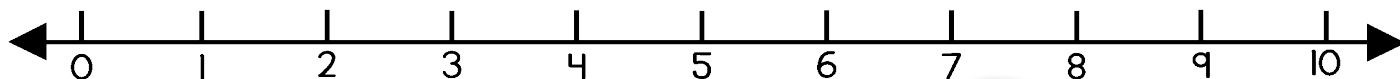
© Annie Moffatt @ The Moffatt Girls 2014




Name _____

Rainy Day Addition

Directions: Solve the addition problems on each raindrop. Use the number line if you need help.
Color the raindrop according to the color code.



Sums of 1, 2, 3,
4 and 5 color:



Sums of 6, 7, 8,
9 and 10 color:



$$\begin{array}{r} 2 \\ + 5 \\ \hline \end{array}$$

$$\begin{array}{r} 2 \\ + 3 \\ \hline \end{array}$$

$$\begin{array}{r} 5 \\ + 1 \\ \hline \end{array}$$

$$\begin{array}{r} 7 \\ + 2 \\ \hline \end{array}$$

$$\begin{array}{r} 0 \\ + 4 \\ \hline \end{array}$$

$$\begin{array}{r} 4 \\ + 4 \\ \hline \end{array}$$

$$\begin{array}{r} 4 \\ + 1 \\ \hline \end{array}$$

$$\begin{array}{r} 5 \\ + 5 \\ \hline \end{array}$$

$$\begin{array}{r} 9 \\ + 0 \\ \hline \end{array}$$

$$\begin{array}{r} 0 \\ + 10 \\ \hline \end{array}$$

$$\begin{array}{r} 6 \\ + 4 \\ \hline \end{array}$$

$$\begin{array}{r} 2 \\ + 2 \\ \hline \end{array}$$

$$\begin{array}{r} 5 \\ + 5 \\ \hline \end{array}$$

$$\begin{array}{r} 3 \\ + 2 \\ \hline \end{array}$$


Name _____

© Annie Moffatt @ The Moffatt Girls 2014



Let's Make 10 Cents!




Directions: Count the coins in the first box.
Draw the number of pennies needed to make 10 in the second box.





$$8¢ + \underline{\hspace{2cm}} = 10¢$$




$$5¢ + \underline{\hspace{2cm}} = 10¢$$





$$4¢ + \underline{\hspace{2cm}} = 10¢$$



$$7¢ + \underline{\hspace{2cm}} = 10¢$$



$$6¢ + \underline{\hspace{2cm}} = 10¢$$



$$3¢ + \underline{\hspace{2cm}} = 10¢$$

Name _____

Rainy Day Addition

Directions: Solve the problems in each raindrop. Cut and paste the correct answer.

$$\begin{array}{r} 7 \\ + 3 \\ \hline \square \end{array}$$

$$\begin{array}{r} 1 \\ + 8 \\ \hline \square \end{array}$$

$$\begin{array}{r} 2 \\ + 2 \\ \hline \square \end{array}$$

$$\begin{array}{r} 3 \\ + 3 \\ \hline \square \end{array}$$

$$\begin{array}{r} 4 \\ + 4 \\ \hline \square \end{array}$$

$$\begin{array}{r} 6 \\ + 2 \\ \hline \square \end{array}$$

$$\begin{array}{r} 5 \\ + 5 \\ \hline \square \end{array}$$

$$\begin{array}{r} 0 \\ + 9 \\ \hline \square \end{array}$$

$$\begin{array}{r} 4 \\ + 3 \\ \hline \square \end{array}$$

$$\begin{array}{r} 6 \\ + 4 \\ \hline \square \end{array}$$



10

6

9

4

9

10

8

10

8

7

Name _____

Rainy Day Subtraction

Directions: Solve the problems in each raindrop. Cut and paste the correct answer.

$$\begin{array}{r} 5 \\ - 3 \\ \hline \square \end{array}$$

$$\begin{array}{r} 8 \\ - 8 \\ \hline \square \end{array}$$

$$\begin{array}{r} 7 \\ - 2 \\ \hline \square \end{array}$$

$$\begin{array}{r} 9 \\ - 3 \\ \hline \square \end{array}$$

$$\begin{array}{r} 8 \\ - 4 \\ \hline \square \end{array}$$

$$\begin{array}{r} 6 \\ - 0 \\ \hline \square \end{array}$$

$$\begin{array}{r} 7 \\ - 5 \\ \hline \square \end{array}$$

$$\begin{array}{r} 8 \\ - 7 \\ \hline \square \end{array}$$

$$\begin{array}{r} 9 \\ - 2 \\ \hline \square \end{array}$$

$$\begin{array}{r} 6 \\ - 3 \\ \hline \square \end{array}$$



2

0

6

5

4

6

1

2











3

7

Name _____

Tally UP Your Bugs!

Directions: Count the number of tally marks on each bug.
Cut and paste the matching number next to the bug.

11

12

13

14

15

16

17

18

19

20

Name _____

© Annie Moffatt @ The Moffatt Girls 2014

3-D Shapes!



Directions: Cut and paste the correct shapes into the boxes.

Sphere

A sphere looks like
a ball.

--	--	--

Cube

A cube looks like
a box.

--	--	--

Cone

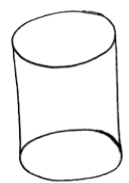
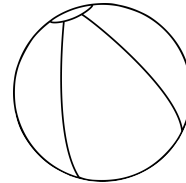
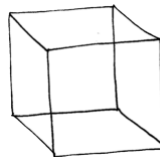
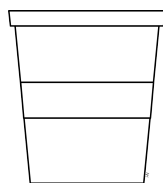
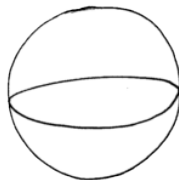


A cone looks like
a party hat.

--	--	--

Cylinder

A cylinder looks like
a can.




--	--	--



Name: _____

Extra Fun!

HOME LEARNING BOOKLET





VIRTUAL FIELD TRIPS

Take a “field trip” to see different places around the world!


San Diego Zoo	https://kids.sandiegozoo.org/videos
Seattle Aquarium	https://www.seattleaquarium.org/experience-aquarium-anywhere
The White House	https://artsandculture.google.com/partner/the-white-house
Take a look at the stars and planets in the night sky!	https://stellarium-web.org/
Monterey Bay Aquarium	https://www.montereybayaquarium.org/animals/live-cams
Visit the planet, Mars!	https://accessmars.withgoogle.com/
Zoo Atlanta Panda Cam	https://zooatlanta.org/panda-cam/
Great Wall of China	https://www.thechinaguide.com/destination/great-wall-of-china
Buckingham Palace	https://www.royal.uk/virtual-tours-buckingham-palace
Smithsonian Museum of Natural History	https://naturalhistory.si.edu/visit/virtual-tour
Easter Island	https://www.pbs.org/wgbh/nova/easter/
Visit five different National Parks through the link given.	https://www.travelandleisure.com/trip-ideas/national-parks/virtual-national-parks-tours
Pick any place and view a 360° picture of it.	https://www.360cities.net/

RAINBOW BINGO



Find something in your house that is RED!	Draw a picture of something that is BLUE!	Find something outside that is GREEN!	Eat a snack that is YELLOW!
Create something that is YOUR FAVORITE COLOR!	Draw a picture of something that is PURPLE!	Find something in your house that is YELLOW!	Create something that is GREEN!
Find something outside that is ORANGE!	Read a book that has BLUE on the cover!	Wear something that is BLUE!	Play with something that is RED!
Play with something that is ORANGE!	Eat a snack that is GREEN!	Wear something that is RED!	Read a book that has PURPLE on the cover!


RAINBOW BINGO



Color each box a different color of the rainbow when you complete the task!

Find something in your house that is a SQUARE!	Draw a picture of something that is an OVAL!	Find something outside that is a CIRCLE!	Draw a picture of something that is a TRIANGLE!
Build something that is a RECTANGLE!	Draw a picture of something that is a SQUARE!	Find something in your house that is a TRIANGLE!	Build something that is an OVAL!
Find something outside that is a RECTANGLE!	Draw a picture of something that is a RECTANGLE!	Draw a picture of something that is a CIRCLE!	Build something that is a SQUARE!
Eat a snack that is a RECTANGLE!	Eat a snack that is a SQUARE!	Eat a snack that is a CIRCLE!	Eat a snack that is a TRIANGLE!



RAINBOW BINGO



Color each box a different color of the rainbow when you complete the task!

Draw 9 flowers	Count your snack	Sort your toys by color	Find 6 items that are squares
Play store!	Draw 7 happy faces	Pick an item to count	Count your stuffed animals
Find 4 items that are circles	Build 5 towers	Sort your toys by size	Find 3 items that are triangles
Draw 8 clouds	Find 10 items that are your favorite color	Read 2 books	Count the coins in your piggy bank

RAINBOW BINGO



Go on a nature walk	Be a meteorologist	Keep a daily weather log	Make slime
Build structures with toothpicks and playdough	Observe something outside and draw a picture	Read a non-fiction book. Draw what you learned	Plant a seed and watch it grow
Use a mirror, water and light to make a rainbow	Pick a topic you are interested in and research as a family	Test different items to see if they sink or float	Sort magnetic and non-magnetic items
Try to build a rollercoaster with blocks	Build a tinfoil boat and see if it floats	Try to build a bridge with blocks	Watch a show on Animal Planet

RAINBOW BINGO



Color each box a different color of the rainbow when you complete the task!

Read a book with your favorite character	Read a book to a stuffed animal	Listen to a story on YouTube	Read a book about spring
Read a book with rhyming words	Read a fairytale	Read a book about an animal	Act out your favorite story
Draw a picture of your favorite character	Read a book to a family member	Read a book before bed	Re-read your favorite book
Read an ABC book	Read a book outside	Read a book that has counting	Read a book in the morning

RAINBOW BINGO



Color each box a different color of the rainbow when you complete the task!

Clap and count syllables	Play a rhyming game	Go on a letter hunt around your house	Build letters/words with playdough
Write letters in shaving cream	Write the room: walk around your house and write the words you see	Play a game of I spy	Practice writing your name
Draw a picture and label it	Look for environmental print at home	Look for letters/words in a book	Practice the letter sounds
Write your name in every color of the rainbow	Play alphabet hop scotch!	Build letters/words with LEGOs	Look for letters/words in magazines


RAINBOW BINGO



Color each box a different color of the rainbow when you complete the task!


Draw a self portrait	Draw with sidewalk chalk	Act out a story that you know	Create a color collage
Create a picture from a squiggle	Use recycled materials to build something	Sing a song that you know	Cut and paste pictures from a magazine
Make up a dance to your favorite song	Draw a picture of your house	Draw something using your favorite color	Draw your favorite story
Create something using LEGOs	Draw something that starts with the first letter of your name	Create something using playdough	Draw what you see outside

RAINBOW BINGO



Try a new healthy snack	Play outside	Do stretches	Play "Simon Says"
Do 10 jumping jacks	Prepare a healthy meal with your family	Do yoga	Try a new fruit
Make up a new game/sport	Sing a song while you wash your hands	Play hop-scotch	Go for a walk outside
Play catch outside	Make up a dance to your favorite song	Try a new vegetable	Do a Go Noodle!

RAINBOW BINGO




Write/draw your feelings	Work together to complete a puzzle	Play a board game	Call a family member
Write a letter to a friend that you miss	Take 5 deep breaths	Give someone a compliment	Problem solve during a story
Play a board game together	Work together to build something	Rainbow breathing: use your finger to trace the rainbow	Do something kind for someone
Make somebody smile	Hug a stuffed animal	Make a sensory bottle/glitter jar	Make a card for a friend or family member


Name: _____

I CAN CREATE


STEM CHOICE BOARD (SEASONS)



SPRING



a kite



a flower

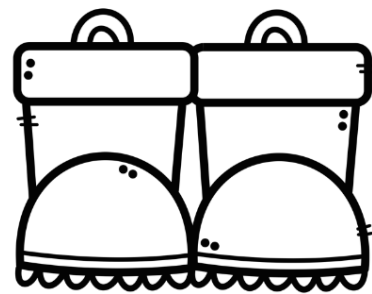


a rainbow



a rain cloud

**FREE
CHOICE**



rainboots



a tree



an umbrella



Earth